How to draw a cute teddy bear

16 steps. Draw the pink lines in each step. Pause the video whenever you need to.

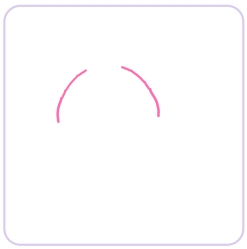

1. The head

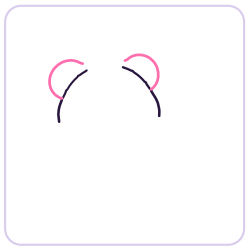

2. Two round ears

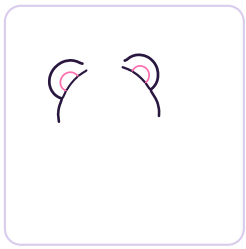

3. Inside the ears



4. The body and arms



5. Two paws



6. Little toes



7. An orange on top



8. A stem and a leaf



9. Big shiny eyes



10. A nose and a smile



11. Eyebrows



12. The pool



13. The bottom of the pool



14. Three flowers



15. A rubber duck



16. Bubbles



Ta-da! Now color it

Foofee Drawings

© 2026 Foofee Drawings. All rights reserved.
Free to print for home and classroom use. Not for sale.
More drawings: drawings.foofeeplanet.com · YouTube @FoofeeDrawings

Grown-ups: scan to subscribe