How to draw cute strawberry milk

13 steps. Draw the pink lines in each step. Pause the video whenever you need to.

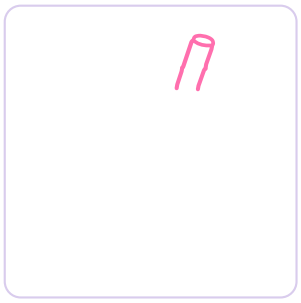

1. A straw

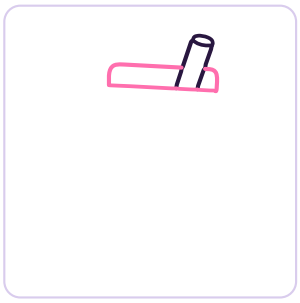

2. The top of the carton

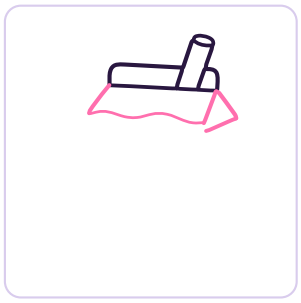

3. The roof



4. The front and the side



5. A milk wave



6. A strawberry on the left



7. A strawberry on the right



8. Big shiny eyes



9. A happy smile



10. Eyebrows and rosy cheeks



11. A strawberry in the middle



12. Strawberry seeds



13. A little heart



Ta-da! Now color it

Foofee Drawings

© 2026 Foofee Drawings. All rights reserved.
Free to print for home and classroom use. Not for sale.
More drawings: drawings.foofeeplanet.com · YouTube @FoofeeDrawings

Grown-ups: scan to subscribe