# How to draw cute pancakes

15 steps. Draw the pink lines in each step. Pause the video whenever you need to.



1. A happy butter

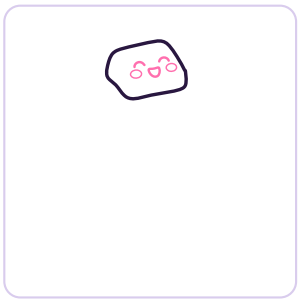

2. The butter's face



3. Syrup on top

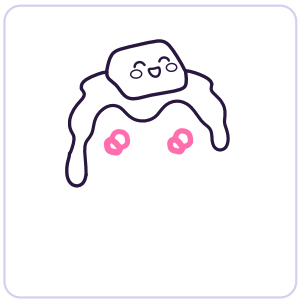

4. Big shiny eyes



5. Eyebrows and a big smile



6. Rosy cheeks



7. The top pancake



8. A drip of syrup



9. The middle pancake



10. The bottom pancake



11. The plate



12. A big strawberry



13. Strawberry seeds



14. Two blueberries



15. Sparkles and a heart



Ta-da! Now color it

**Foofee Drawings**

© 2026 Foofee Drawings. All rights reserved.
Free to print for home and classroom use. Not for sale.
More drawings: drawings.foofeeplanet.com · YouTube @FoofeeDrawings

Grown-ups: scan to subscribe